

Bute Park Consultation

January 2011



*The County Council of the City and County of Cardiff.
Prepared by Cardiff Research Centre.*





“Delivering effective research and consultation and first class research and information services”

Cardiff Research Centre is part of Cardiff Council's Research and Community Engagement Unit and delivers key research, information and multimedia services for Cardiff Council and other key organisations in Cardiff and Wales.

Core services include:

- Collection, analysis and interpretation of primary survey data.
- Analysis and interpretation of a wide range of secondary demographic and socio-economic statistical data including the Census and in-depth economic impact assessments.
- Specialised studies on a wide range of topics including landuse planning & development, social, economic and demographic subjects.
- Quantitative and qualitative research and consultation projects.
- The Cardiff Citizens' Panel.
- Focus Group and meeting facilitation.
- Advice and support on all aspects of research and consultation.
- GIS mapping services
- Professional multimedia support in relation to presentations, conferences, meetings, graphic design services and internet development.

For further information please contact

Steve Jarman
Operational Manager
Research & Community Engagement
Cardiff Council
☎ 029 2087 2602
✉ s.jarman@cardiff.gov.uk

Executive Summary

- A total of 666 surveys were completed with both users and non users regarding current usage and future development of Bute Park.
- A third (33.8%) of respondents reported that they used Bute Park more than once a week whilst over half (56.5%) use it more than once a month.
- Two-thirds (66.1%) of respondents reported that they visits Bute Park for 'walking' and more that a third (37.8%) to 'sit and relax'.
- Approximately half (47.9%) of respondents were aware of the restoration project.
- More than two-fifths (43.3%) of respondents felt that the appearance of Bute Park had improved over the past twelve months. Specific improvements that were identified included: the Summer House (46.8%), Access to the park (15.6%), tidiness of the park (11.3%) and paths (11.3%).
- Just 11.0% of respondents felt that Bute Park had declined in the past twelve months. Of these the main complaints were the new roads that had been constructed in the park (50.7%), removal of trees (30.1%), increased traffic (17.8%) and building work (15.1%).
- The provision of formal floral displays, grounds maintenance and the work of the rangers were rated highest by respondents to the consultation. The provision of toilets, lighting, car parking and publicity were all rated poorest.
- High levels of approval were expressed towards the Summer House café which was typically described as *"A fantastic addition to the park and a great place to meet with friends"*.
- Respondents most wanted an education and training centre to provide information both on the history of Bute Park and also the nature and environment within.
- Cardiff Castle was associated with Bute Park by 94.1% of respondents, the animal wall by 70.4% and Coopers Field by 69.1%.
- The thing that people reported to like most about the Bute Park was its city centre location. Many considered Cardiff to be almost unique to other large cities in having such and expansive 'green lung' in the heart of the city that provides an escape from the 'hustle and bustle' of urban living.
- Personal safety was identified by a minority of respondents as the worst thing about Bute Park. Some felt the perception of poor safety to be exacerbated both by the lack of a visible presence of security/park wardens and poor lighting in the area. Additionally concern was also expressed with regard to the possible over commercialisation of the Park from ongoing developments.
- Overall the consultation revealed a huge level affection and protectiveness from respondents for Bute Park. The majority were passionate about its value as a public space and whilst many were supportive of plans to develop the location there was also a demand that this be done sympathetically to preserve the area for future generations.

Background

Bute Park is generally considered as one of the jewels in Cardiff's crown. It is unique and filled with internationally recognised historic, horticultural and environmental features. Cardiff Council is keen to ensure that the experience for park users continues to improve and that the area remains accessible and relevant to all. The Council's aim is to deliver a national people's park for the Capital City - a flagship for Wales and the UK.

To aid this objective Bute Park is currently undergoing a £5.6 million restoration project, supported by a £3.1 million grant from the Heritage Lottery Fund. This is to restore some important historic features within the park as well as providing some new facilities. Work is expected within the park until 2013. To ensure that the ongoing work that is undertaken meets the requirements and priorities of park users it was essential that the Council heard their views and experiences.

Methodology

Cardiff Research Centre (CRC) along with officers in Park Services devised a schedule of research that will include bi-annual public consultation throughout the redevelopment period. The methodology was designed to include a mixture of face to face interviews with park users and electronic surveys which were distributed via social network sites including Facebook and Twitter.

The questionnaire itself was based on an earlier survey undertaken in 2004 which questioned city wide park users about their views on Bute Park. The 2004 consultation gathered a total of one hundred face to face interviews as well as a total of 796 additional returns via post and email. References to the 2004 report are made within this document where comparable data is available.

Reporting

Within sections of the questionnaire respondents were asked to rate a series of statements that relate to Bute Park on a scale of one to five with one being “strongly disagree” and five being “strongly agree”.

For the purpose of analysis and reporting these ratings have been adapted to produce a score which provides an indication to the level of success that is prevalent in relation to each service function. The scoring classification that is used within this report is shown below:

Scale Classification¹

4.25 – 5.00	This is an excellent score – retain status quo
3.75 – 4.24	This is a very good score – with some limited room for further improvement
3.25 – 3.74	This is a good score – but a clear plan for improvement is needed
3.00 – 3.24	This is a fair score – there is considerable room for improvement
2.75 – 2.99	this is a poor score – a high degree of dissatisfaction exists
1.00 – 2.74	This is a very poor score – urgent attention is needed

In addition a traffic light system has been adopted to highlight areas of good practice and indicate where future work needs to be focused.

N.B. figures in tables do not always equal the total number of responses to the survey due non-response to some questions.

¹ The scale classification was designed and developed by CRC in conjunction with Cardiff University.

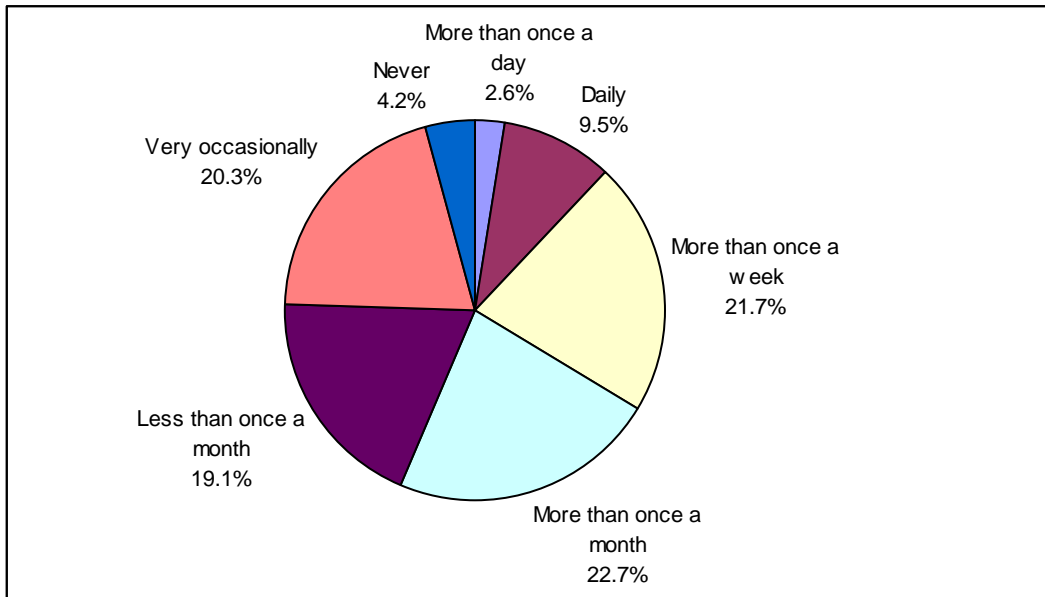
Results

In total, CRC consulted with 666 individuals. Face to face interviews were conducted on site in Bute Park with 143 park users whilst 523 people shared their views via an electronic survey.

1. On average how frequently do you use Bute Park?

A third (33.8%) of respondents reported that they used Bute Park more than once a week whilst over half (56.5%) use it more than one a month.

	All Respondents		Win10 E-survey		Win10 F2F	
	No.	%	No.	%	No.	%
More than once a day	17	2.6	14	2.7	3	2.1
Daily	63	9.5	44	8.4	19	13.3
More than once a week	144	21.7	95	18.2	49	34.3
More than once a month	151	22.7	128	24.5	23	16.1
Less than once a month	127	19.1	116	22.2	11	7.7
Very occasionally	135	20.3	121	23.2	14	9.8
Never	28	4.2	4	0.8	24	16.8
Total	665	100.0	522	100.0	143	100.0



2. How do you usually visit Bute Park?

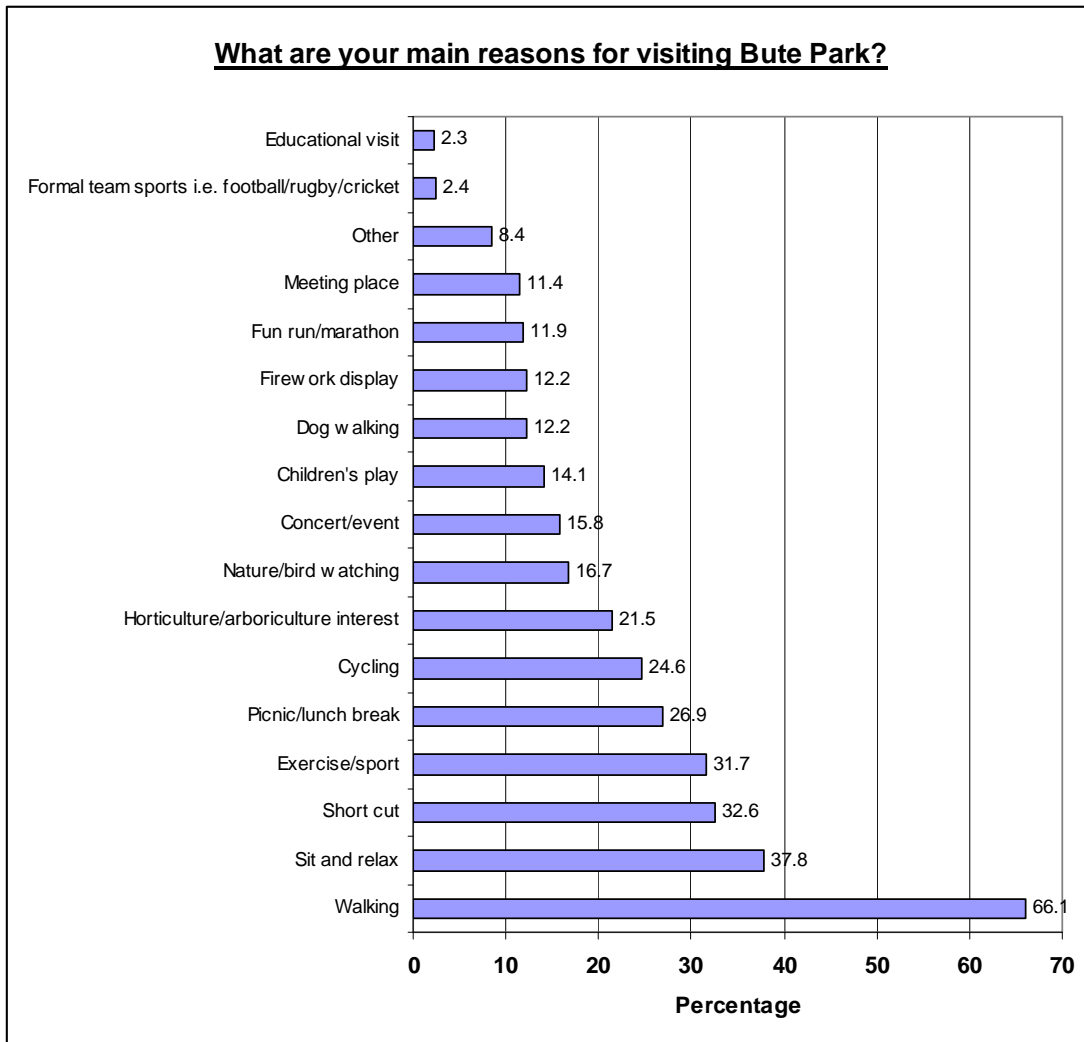
Half (48.5%) of respondents reported visiting the park alone whilst a similar proportion also visited Bute Park with a partner.

	All Respondents		Win10 E-survey		Win10 F2F	
	No.	%	No.	%	No.	%
Alone	323	48.5	257	49.1	66	46.2
With partner	301	45.2	259	49.5	42	29.4
With children under 5 years	79	11.9	72	13.8	7	4.9
With children aged 5-10 years	69	10.4	65	12.4	4	2.8
With children aged over 10 years	39	5.9	38	7.3	1	0.7
With elderly friends or relatives	39	5.9	33	6.3	6	4.2
With friends	195	29.3	156	29.8	39	27.3
Other	31	4.7	17	3.3	14	9.8

3. What are your reasons for visiting Bute Park?

Two-thirds (66.1%) of respondents reported that they visit Bute Park for 'walking'. More than a third (37.8%) liked to use the park as a place to sit and relax whilst a similar proportion (32.6%) also used the park as a short cut.

	All Respondents		Win10 E-survey		Win10 F2F	
	No.	%	No.	%	No.	%
Walking	440	66.1	377	72.1	63	44.1
Sit and relax	252	37.8	211	40.3	41	28.7
Short cut	217	32.6	196	37.5	21	14.7
Exercise/sport	211	31.7	187	35.8	24	16.8
Picnic/lunch break	179	26.9	158	30.2	21	14.7
Cycling	164	24.6	152	29.1	12	8.4
Horticulture/arboriculture interest	143	21.5	132	25.2	11	7.7
Nature/bird watching	111	16.7	101	19.3	10	7.0
Concert/event	105	15.8	103	19.7	2	1.4
Children's play	94	14.1	84	16.1	10	7.0
Dog walking	81	12.2	47	9.0	34	23.8
Firework display	81	12.2	76	14.5	5	3.5
Fun run/marathon	79	11.9	72	13.8	7	4.9
Meeting place	76	11.4	73	14.0	3	2.1
Other	56	8.4	30	5.7	26	18.2
Formal team sports	16	2.4	14	2.7	2	1.4
Educational visit	15	2.3	13	2.5	2	1.4



The activities of walking, relaxing and taking a short cut also accounted for three of the top four reasons given for using Bute Park during the 2004 park consultation². During this consultation the proportion of respondents reporting to participate in each of the activities was lower (walking - 45.4%, sit and relax - 23.4%, short cut 19.7%).

² Responses from postal/electronic surveys only. Amongst face to face respondents the proportion reporting to use the part to sit and relax rose to 92.2% although all interviews took place during the summer months.

4. **Bute Park is currently undergoing a £5.6 million restoration project, supported by a £3.1 million grant from the Heritage Lottery Fund. This is to restore some important historic features within the park as well as providing some new facilities. Are you aware of this project?**

Approximately half (47.9%) of respondents overall were aware of the restoration project although the percentage was considerably higher amongst those responding online (51.8%) compared to those users interviewed face to face (33.1%).

	All Respondents		Win10 E-survey		Win10 F2F	
	No.	%	No.	%	No.	%
Yes	315	47.9	269	51.8	46	33.1
No	290	44.1	217	41.8	73	52.5
Not sure	53	8.1	33	6.4	20	14.4
Total	658	100.0	519	100.0	139	100.0

5. **Do you feel that the park has changed in appearance over the past twelve months?**

More than two-fifths (43.3%) of respondents felt that the appearance of Bute Park had improved over the past twelve months. A further fifth (21.3%) felt that the park had remained the same whilst a quarter (25.8%) remained unsure.

	All Respondents		Win10 E-survey		Win10 F2F	
	No.	%	No.	%	No.	%
Yes, it has improved	282	42.3	220	42.1	62	43.4
Yes, it has declined	73	11.0	66	12.6	7	4.9
No, it has stayed the same	142	21.3	114	21.8	28	19.6
Don't know	172	25.8	129	24.7	43	30.1

N.B. Percentages may not total 100% due to some respondents feeling that the park had both recently improved in some areas but declined in others.

When this question was asked in 2004 just 14.6% of respondents considered the park to have improved over the previous twelve months whilst four fifths (80.6%) considered it to have stayed the same.

6. In what way do you feel that it has improved or declined?

Of those respondents believing Bute Park to have improved over the past twelve months almost half (46.8%) made specific reference to the new Summer House Café.

Improvements	No.	%
Summer House	132	46.8
Access	44	15.6
Cleaner/tidier	32	11.3
Paths	32	11.3
Animal Wall	19	6.7
Toilets	15	5.3
Signage/information	11	3.9

Where respondents' felt the park had declined the most common reason was the development of the new 'intrusive' paths and roads through the site.

Declined	No.	%
New paths/roads	37	50.7
Tree removal	22	30.1
Increased traffic	13	17.8
Building work	11	15.1

7. On a rating scale of 1 to 5 with 1 being 'poor' and 5 being 'excellent' how would you rate the provision of the following services in Bute Park?

Overall respondents awarded the highest score to the formal floral displays within the park. With a score of 4.17 this can be considered a very good score – with some limited room for further improvement.

The lowest overall score was given to toilet facilities within the park, although this was shown to be a far greater issue for those completing the questionnaire electronically than for those interviewed face to face.

	Total No.	Total %	All	E-Survey	F2F
Formal floral displays	589	88.4	4.17	4.16	4.23
Grounds maintenance	605	90.8	4.09	4.06	4.19
Work of the park rangers	512	76.9	4.00	3.97	4.10
Accessibility for prams/wheelchairs	431	64.7	3.90	3.81	4.24
Condition of paths	622	93.4	3.83	3.77	4.08
Transport links	491	73.7	3.81	3.79	3.89
Provision of special events	517	77.6	3.81	3.77	3.99
Sign posting	580	87.1	3.69	3.61	3.96
Provision of seating	605	90.8	3.57	3.49	3.87
Provision of refreshments	580	87.1	3.47	3.30	4.10
Personal safety	566	85.0	3.42	3.36	3.70
Provision of litter bins	586	88.0	3.40	3.34	3.59
On site supervision and safety	449	67.4	3.33	3.30	3.45
Visitor information	557	83.6	3.30	3.24	3.48
Provision for children	432	64.9	3.28	3.16	3.75
Provision for youth	406	61.0	3.18	2.98	3.86
Labelling of the arboretum (tree collection)	478	71.8	3.02	3.19	2.30
Publicity and promotion	529	79.4	2.97	2.97	2.98
Car parking	379	56.9	2.88	2.90	2.81
Lighting	464	69.7	2.88	2.94	2.67
Toilet facilities	472	70.9	2.85	2.61	3.74

8. **The new Summerhouse Kiosk building was completed as part of the restoration bid and was inspired by the original Bute Park Summerhouse which used to stand in the grounds. The new facility opened to the public in May 2010 and provides hot and cold refreshments, public toilets and outdoor seating. On a rating scale of 1 to 5 with 1 being 'poor' and 5 being 'excellent' how would you rate the Summerhouse against the following?**

The Summerhouse Kiosk received high scores against each of the attributes questioned. Respondent were however most satisfied with the location and attractiveness of the new building. Respondents questioned face to face also responded more favourable than those completing the questionnaire electronically. Many of those interviewed face to face had had an opportunity to gain first hand knowledge of the facilities and amongst this group the scores received for all of the attributes were between 4.25 – 5.00 indicating an excellent score and a need to retain the status quo.

	Total no.	Total %	All	E-survey	F2F
Location	516	77.5	4.12	4.01	4.46
Attractiveness	508	76.3	4.04	3.94	4.33
Quality of service	343	51.5	3.92	3.71	4.43
Quality of catering	341	51.2	3.89	3.70	4.37
Public toilet facilities	345	51.8	3.82	3.63	4.34

9. Please share with us any additional comments that you have regarding the Summerhouse.

A total of 241 respondents provided additional comments in relation to the Summerhouse Kiosk. Those shown below provide a representative sample of those received.

The prospect of eating/drinking at the Summerhouse has also become less attractive as it seems to be a cafe for dogs!

A fantastic facility - excellent food, service and facilities. Very friendly staff. One of the best cafes in Cardiff.

This is a welcome improvement to the park

A fantastic addition to the park - great place to meet with friends

Well designed and very much in keeping with the architecture of the surrounding area

Wasn't aware of it at all, had I been aware of it then it would attract me to use the facilities there a lot more frequently - especially during the summer

The summerhouse offer good quality food at competitive prices

It is located in a good place next to the bridge to pick up on passing trade. It is of an appropriate size - not too big and is of a nice design with historic paving which add to the character.

I love it! Can sit and have a coffee whilst my children play where I can see them. Excellent!

Ugly and yet more building which spoils the essence of the park

It is picturesque, comfortable and relaxing

Love the provision of the red blankets. Staff attentive and food is of a good quality.

I was unaware of this and have walked through the park a number of times since its completion. Where on earth is it?

This is a well designed facility in the right spot.

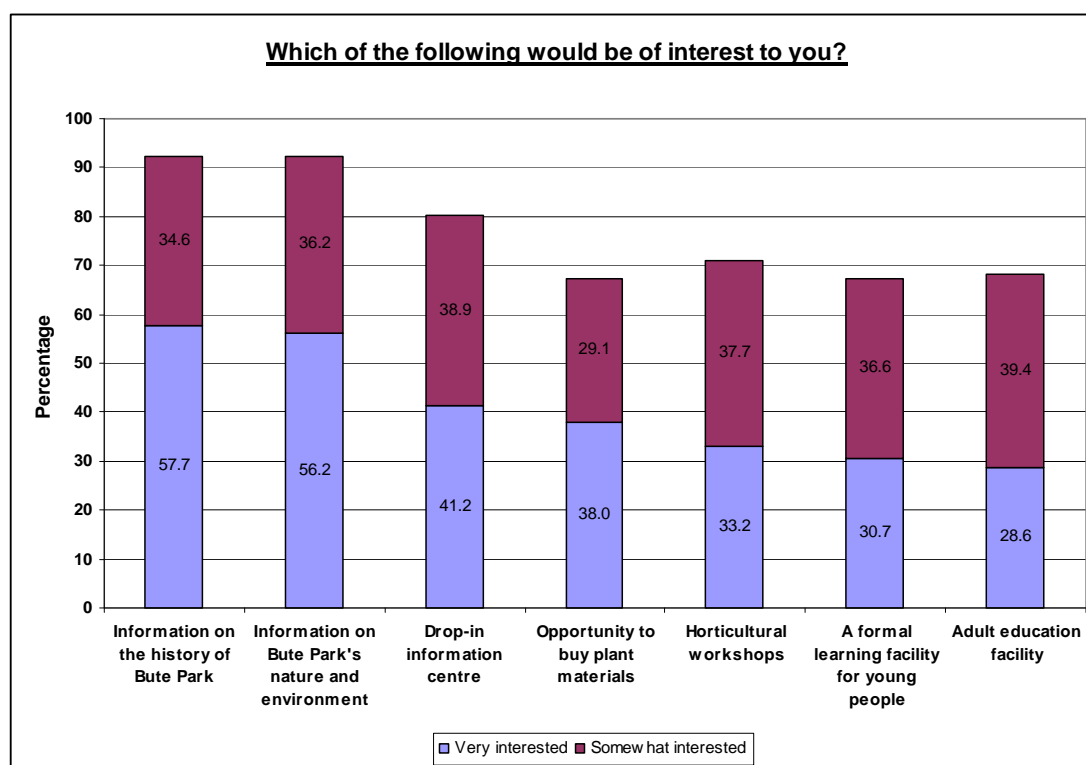
Excellent value for money and very dog friendly

I am against any part of the park being taken up for roads, kiosks, sports areas (cricket) and, now, the greenhouse area. Having said that, and with the kiosk having been built, it is an attractive building and could have been much worse.

10. Part of the restoration bid is allocated to the development of an education and training centre to be located with the Bute Park Nursery. Which of the following would you be interested in seeing included within this facility?

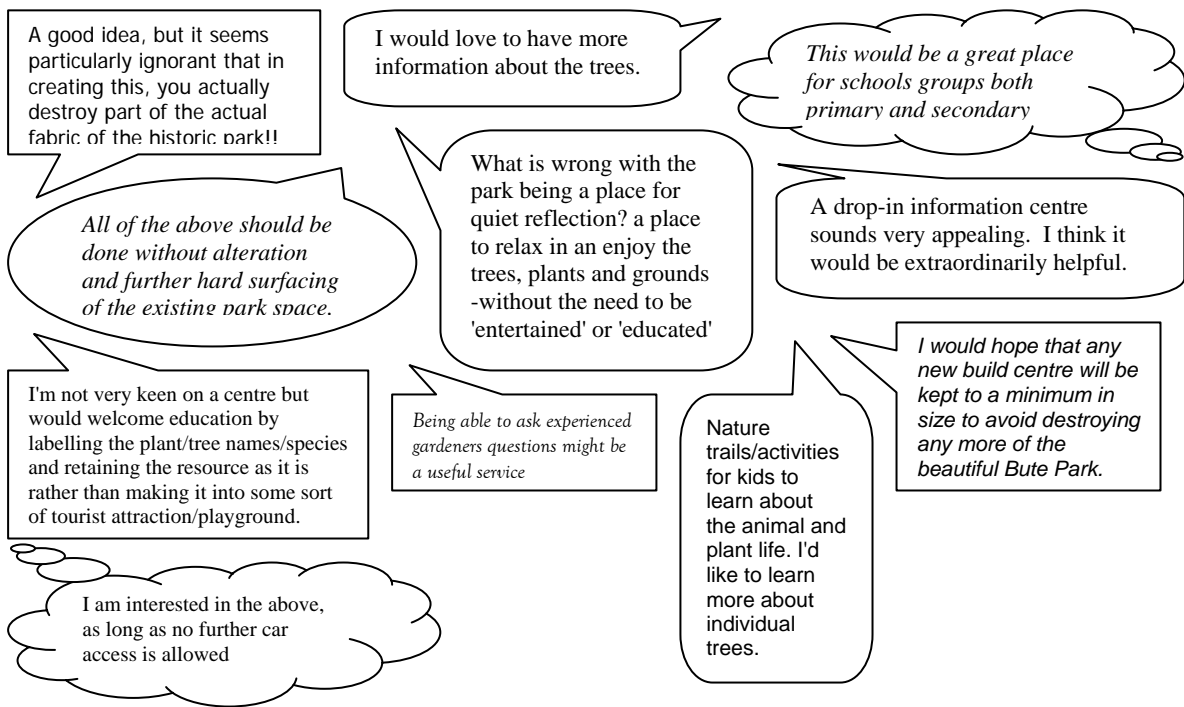
Of most interest to respondents was the opportunity to gain information both on the history of Bute Park and also the nature and environment within.

	Very interested		Somewhat interested		Not very interested		Don't know	
	No	%	No	%	No	%	No	%
Information on the history of Bute Park	373	57.7	224	34.6	37	5.7	13	2.0
Information on Bute Park's nature and environment	360	56.2	232	36.2	32	5.0	17	2.7
Drop-in information centre	265	41.2	250	38.9	94	14.6	34	5.3
Opportunity to buy plant materials	245	38.0	188	29.1	182	28.2	30	4.7
Horticultural workshops	214	33.2	243	37.7	154	23.9	34	5.3
A formal learning facility for young people	197	30.7	235	36.6	160	24.9	50	7.8
Adult education facility	183	28.6	252	39.4	171	26.8	33	5.2



11. Please share with us any additional ideas that you have regarding the education and training centre.

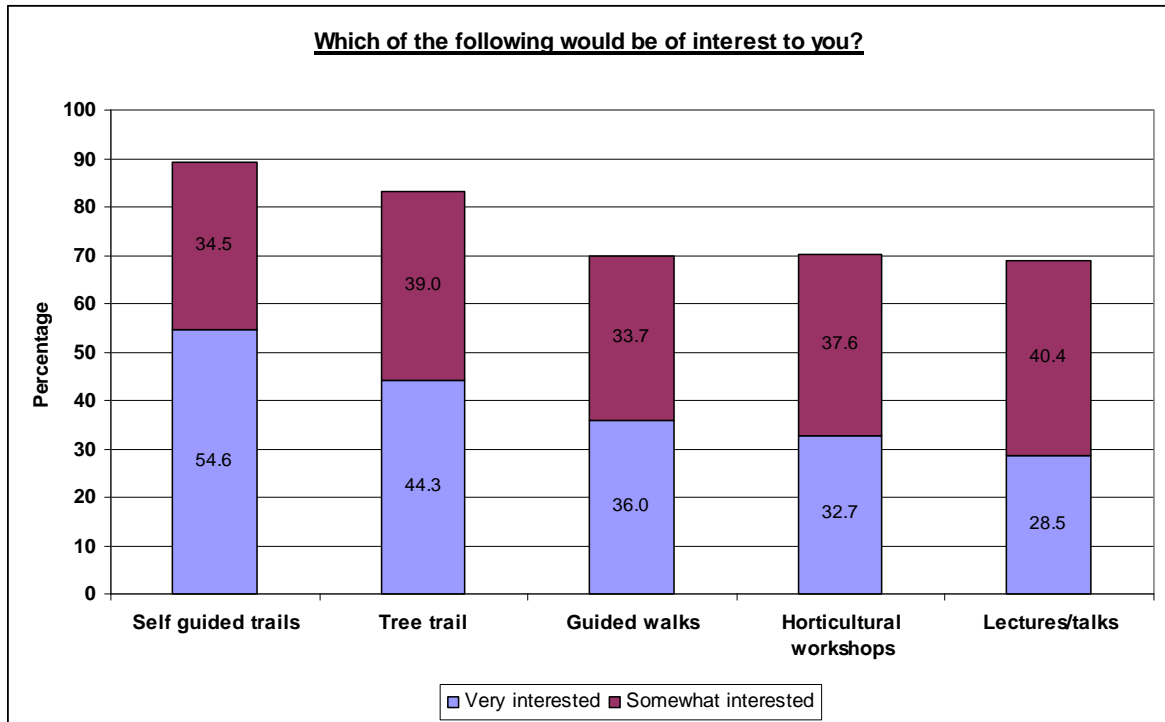
A total of 138 respondents provided additional comments in relation to the development of a training and education centre. Those shown below provide a representative sample of respondents' views.



12. The restoration bid also enables the funding of an Education and Outreach Officer who will be developing a range of activities for users of Bute Park. Which of the following would you be interested in seeing developed?

Respondents were most enthusiastic about the development of self guided trails around Bute Park with 54.6% reporting to be 'very interested' in this as a possibility.

	Very interested		Somewhat interested		Not very interested		Don't know	
	No	%	No	%	No	%	No	%
Self guided trails	353	54.6	223	34.5	57	8.8	13	2.0
Tree trail	286	44.3	252	39.0	86	13.3	22	3.4
Guided walks	233	36.0	218	33.7	179	27.7	17	2.6
Horticultural workshops	209	32.7	240	37.6	170	26.6	20	3.1
Lectures/talks	183	28.5	260	40.4	182	28.3	18	2.8



13. Please let us know if there are other activities that you would like to see developed within Bute Park.

A total of 103 respondents made suggestions as what ‘other’ activities they would like to see in the park. Many of the suggestions were variations of those already covered in the consultation i.e. guided walks, horticultural classes and historical talks. A selection of respondents were keen that further adaptations be made to the area to provide facilities specifically for young children whilst other hoped to optimise the area for a variety of sporting activities e.g. running, cycling, Frisbee or exercise stations.

Most frequently however within this section respondents took the opportunity to express there desire not to see Bute Park over developed to cater for a range of activities. Comments made here included:

“We are in danger of over-commercialising the park and having 'tour groups' may be too invasive for people who can appreciate/study the plants/relax with family on own time.”

“I have had a thought come to me that I really would like it to just be Bute Park, lovely with maybe the facility to get a coffee etc. I am not sure that I want to see change and

commercialisation and over use of this well loved place. Something's are lovely as they are and should be just maintained not changed."

"You run the risk of destroying what is left of the park by over suburbanising it, a less is more approach is what's needed. People already enjoy the park in their own way - jogging, pushing prams, strolling, sitting on benches enjoying the sun, dog walking, playing games, there is no need for formality and structure."

"Please don't turn the Park into a 'theme park', as it needs to remain as an informal, natural part of the city and not be over-developed!"

"The park should be an undisturbed area. Please avoid attracting crowds. The environment and the wildlife will not be helped by increased use by lots of people."

14. Which of the following do you associate with Bute Park?

Cardiff Castle was by far the aspect most associated with Bute Park with 94.1% of respondents recognising this as such. Also associated with the park by a high proportion of respondents was the animal wall (70.4%) Coopers Field (69.1%) and firework displays³ (62.5%).

³ A high proportion of the responses were gathered close to Bonfire night celebrations

	All Respondents		Win10 E-survey		Win10 F2F	
	No.	%	No.	%	No.	%
Cardiff Castle	627	94.1	502	96.0	125	87.4
The Animal Wall	469	70.4	394	75.3	75	52.4
Cooper's Field	460	69.1	377	72.1	83	58.0
Firework displays	416	62.5	341	65.2	75	52.4
Blackweir bridge	394	59.2	336	64.2	58	40.6
Arboretum (tree collection)	355	53.3	317	60.6	38	26.6
Running events i.e. marathon/fun run	336	50.5	293	56.0	43	30.1
Sports pitches i.e. football/rugby/cricket	326	48.9	276	52.8	50	35.0
Boat Stage (Aquabus)	311	46.7	259	49.5	52	36.4
Summerhouse	310	46.5	232	44.4	78	54.5
Concerts	303	45.5	249	47.6	54	37.8
Gorsedd Stones	256	38.4	224	42.8	32	22.4
Blackweir fish pass	248	37.2	209	40.0	39	27.3
New Access Bridge	240	36.0	195	37.3	45	31.5
Dock feeder canal	224	33.6	183	35.0	41	28.7
Herbaceous Border	221	33.2	187	35.8	34	23.8
Council plant nursery	179	26.9	162	31.0	17	11.9
Art/Sculpture	173	26.0	143	27.3	30	21.0
Blackfriars Priory	170	25.5	146	27.9	24	16.8
Mardi Gras	169	25.4	129	24.7	40	28.0
Castle Mews	163	24.5	136	26.0	27	18.9
Grade 1 listed historic landscape	131	19.7	108	20.7	23	16.1
Victorian landscaping/Andrew Pettigrew	115	17.3	95	18.2	20	14.0
West Lodge	112	16.8	85	16.3	27	18.9
Piaggio (Summerhouse mobile catering)	81	12.2	59	11.3	22	15.4
Old Castle Mill	71	10.7	47	9.0	24	16.8
Out of the Woods Festival	43	6.5	36	6.9	7	4.9

A total of 87 respondents reported 'other' associations that they held to Bute Park, these included:

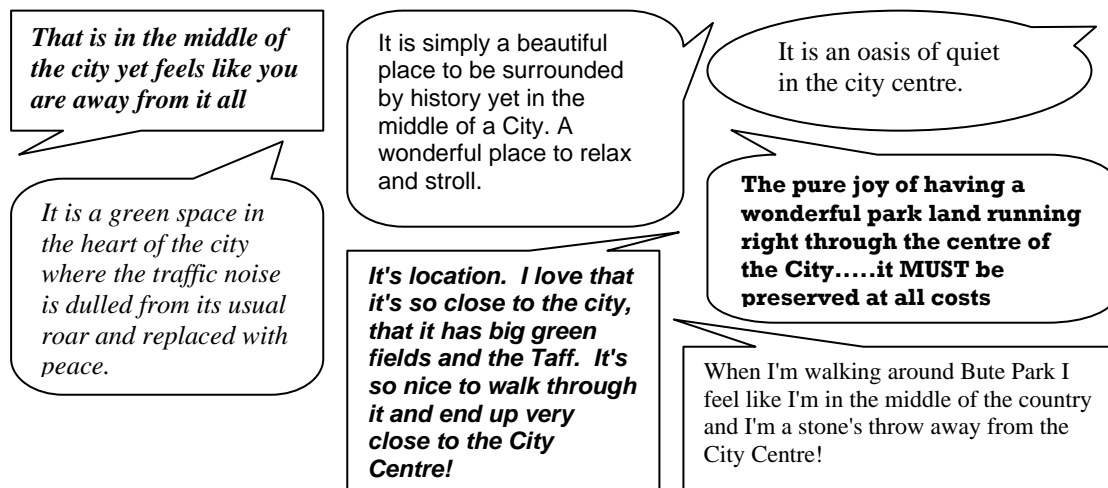
	No.
RHS	11
Tranquil Space	11
River Taff	9
Taff Trail	8
Cycling	8
Drunks/tramps	6
Caravan site	3
Woodstick festival	2
College of Music & Drama	2
Military Tattoo	2

15. What do you think is the best thing about Bute Park?

A total of 599 respondents went on to provide information about the things they like best about Bute Park.

By far the thing that people reported to like most about the park was its city centre location. Many considered Cardiff to be almost unique to other large cities in having such an expansive 'green lung' in the heart of the city that provides an escape from the 'hustle and bustle' of urban living.

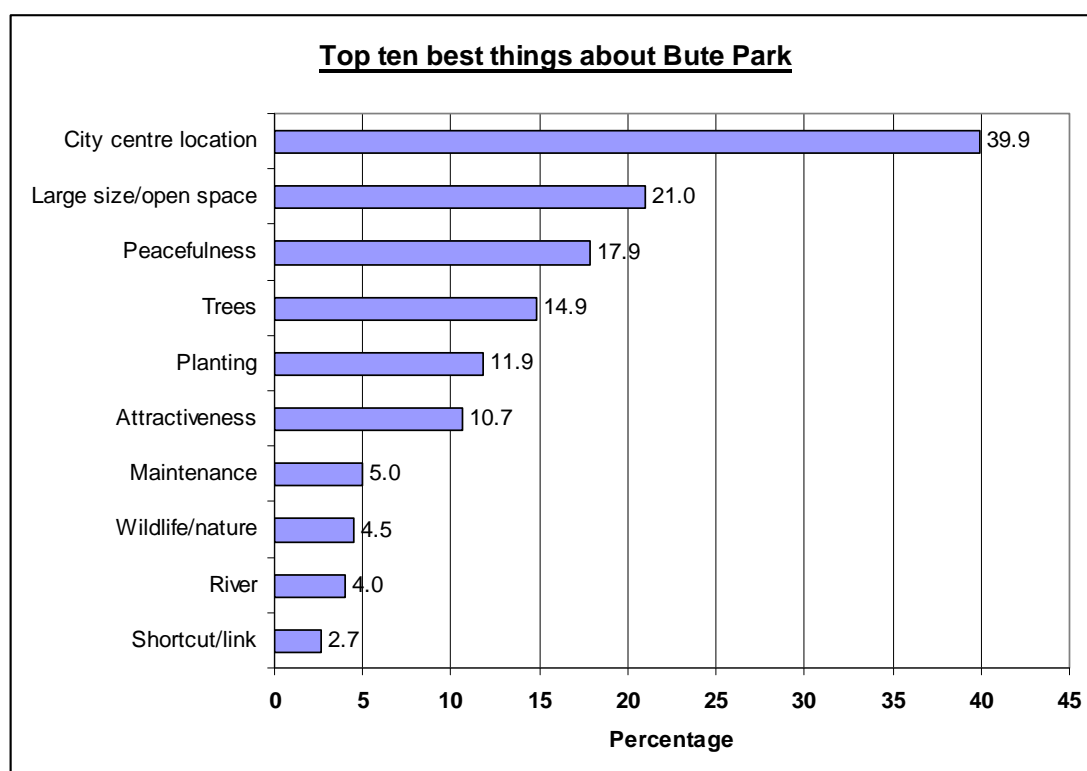
Just a few of the comments provided include:



Also a popular feature of the park was its sheer size. Respondents to the survey appreciated the fact that the park was of such a size that it provides a 'sense of freedom' to its users. The space available ensures that that the area never feels overcrowded, and "you're never on top of other visitors no matter how busy it is". This means that everyone is able to "find a spot for various activities" whilst the park is still able to provide a wide variety of features including: flower beds, riverside walks, trees and informal areas.

One respondent summed up the feelings of many in stating: "I feel lucky to have access to such a green area in the middle of the city. I love the variety of environments that such a large park can provide."

	No.	%
City centre location	239	39.9
Large size/open space	126	21.0
Peacefulness	107	17.9
Trees	89	14.9
Planting	71	11.9
Attractiveness	64	10.7
Maintenance	30	5.0
Wildlife/nature	27	4.5
River	24	4.0
Shortcut/link	16	2.7
Range of activities	14	2.3
Cycling	14	2.3
Place to exercise	14	2.3
Dog walking	14	2.3
Summerhouse café	12	2.0
Paths & trails	10	1.7
That it is free	8	1.3
History	8	1.3
Events	7	1.2
Cleanliness	5	0.8
Taff trail	4	0.7
Cardiff Castle	4	0.7
Children's play	4	0.7

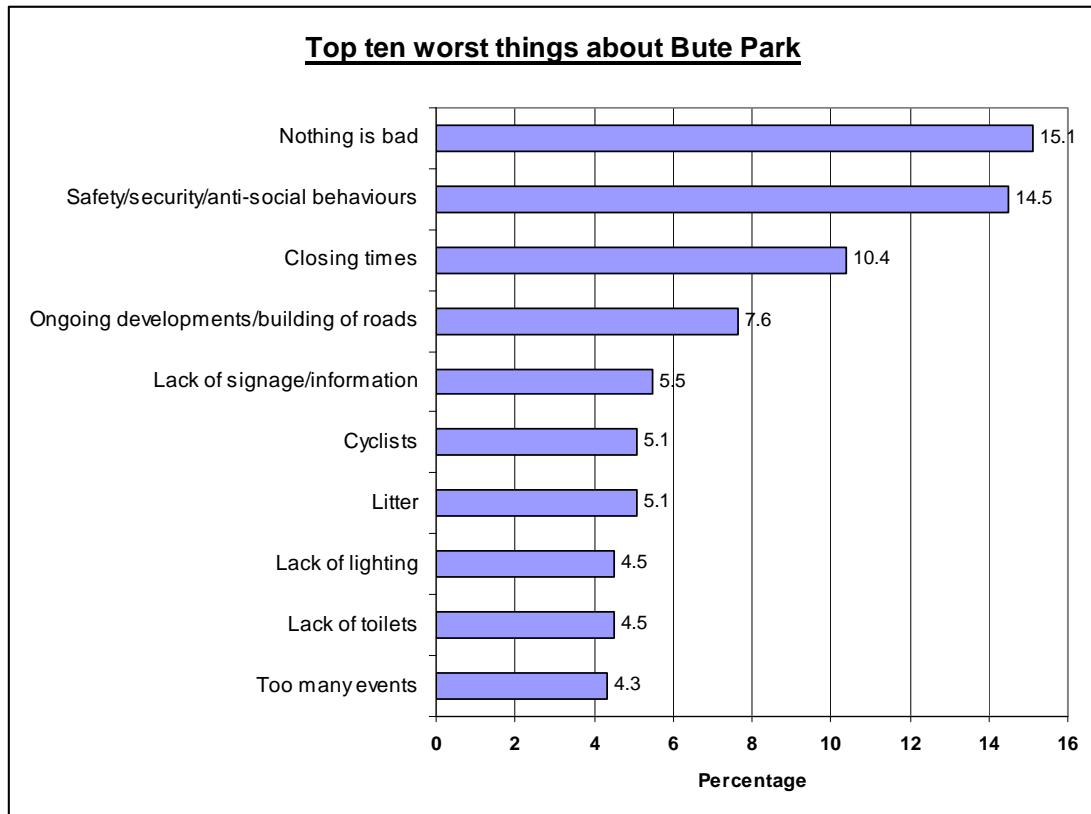


16. What do you think is the worst thing about Bute Park?

A total of 510 people responded to this question, of which 15.1% took the opportunity to state that they considered Bute Park to be without failings. Of those individuals that were able to highlight specific areas for improvement issues relating to personal safety featured highly with ten separate references made to recent muggings that had occurred in the park land. Some felt the perception of poor safety to be exacerbated both by the lack of a visible presence of security/park wardens and poor lighting in the area.

Significant concern was also expressed with regard to the possible over commercialisation of the park from ongoing developments (7.6%), too many events (4.3%) and increased traffic (2.7%) all identified as the worst things about Bute Park.

	No.	%
Nothing is bad	77	15.1
Safety/security/anti-social behaviour	74	14.5
Closing times	53	10.4
Ongoing developments/building of roads	39	7.6
Lack of signage/information	28	5.5
Litter	26	5.1
Cyclists	26	5.1
Lack of toilets	23	4.5
Lack of lighting	23	4.5
Too many events	22	4.3
Parking	21	4.1
Dogs	20	3.9
Lack of children's play area	17	3.3
Lack of seating	14	2.7
Increased traffic	14	2.7
Cold weather	9	1.8
Lack of litter bins	8	1.6
Graffiti/damage	5	1.0



17. Is there anything you wish to add that this survey has not allowed you to say regarding Bute Park?

A total of 169 respondents took the opportunity to add comments. In the majority of instances this reiterated a variety of the comments already covered within the questionnaire i.e. opening hours, lighting, safety etc.

Forty-one (24.3%) of the comments made referred directly to the proposed development plans arising from the National Heritage Fund Grant. These comments came from a mixture of those both in favour and vehemently against further development of the area. Fundamentally however the major opinion was that any development work was to take place it must be sympathetic to the existing environment and ensure that the park is preserved for future generations. A selection of the comments received included:

“I am appalled by the bit-by-bit erosion of the Bute Parks since 1945, and would like a halt to be called to this. The Park should not be seen as a way of making money, and should not be commercialised. Its role as a wonderful facility for the people of Cardiff to enjoy should be respected.”

"A park is a constantly changing thing that needs to keep up with modern usage, not a museum. An exhibition showing the change of the park over the centuries would be really interesting, and would help to put it into the context of the rest of the city. Keep up the good work!"

"Thanks to Lord Bute, Cardiff has a fantastic park and castle in the heart of our city. Please will the Council stop eroding parkland and overdeveloping Bute Park, trees that have taken hundreds of years to grow can not easily be replaced. Please save the park from being over commercialised and let us hand on our legacy intact to future generations."

"Good luck with the project!"

"It's a shame that the Council decided to steamroller the building of the new access points completely disregarding the views of the majority of park users. The false claims that the plans were supported by bodies such as the Victorian Society are an absolute scandal."

"I am delighted that so much is being invested in the park."

"Parkland within a major city should be given high status and not sacrificed for building or non-nature developments, however well meant. Once it's gone - it's gone."

"Pettigrew would want to see his garden design develop, not stagnate and go backwards. I cannot say it enough, GARDENS DEVELOP!!!!!!!"

"I think you are trying to improve it all and we are grateful some people care. The castle and the park are very important to Cardiff and Wales."

"I think Bute Park is fantastic - please make sure that any improvements enhance what make it special, rather than adding things into the park for the sake of it and changing its character too much."

As a final point several respondents to the survey also took the opportunity to express once again their affection for Bute Park, share their personal memories and thank parks service employees who work to maintain it.

"I love Bute Park!!!!!!!!!!!!!!!"

"I spend one year in Cardiff and Bute Park was a big part of it. On the very first week we organised a large international picnic in Bute Park and from then on I always went there to eat, to study, to relax, to play Frisbee, to run... Bute Park needs to be kept green and clean so everyone will have the joy of Bute Park. I think for Cardiff Bute Park is even more important than the Bay, the Civic Centre, the Castle...it is just a very nice place on Earth!"

"Congratulate Parks on winning Grant and thank all parks staff for their work in keeping park so lovely."

"Thank you to all those who work so hard to keep this beautiful park in order. You might not feel it, but you really are appreciated. Keep up the good work, many people benefit in many ways from the beauty of Bute Park, it certainly is the biggest jewel that Cardiff will every have."

"Thank-you to all the staff who work so hard to keep it beautiful."

Respondent Profile

18. Male/female

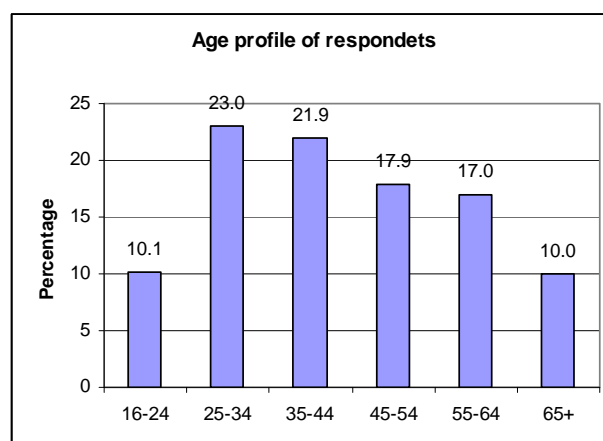
More than half (56.2%) of respondents to the survey were female.

	All Respondents	
	No.	%
Male	285	43.8
Female	365	56.2
Total	650	100.0

19. Age

A third (33.1%) of respondents were aged under thirty-five years of age whilst more than a quarter (27.0%) were aged over fifty-five.

	All Respondents	
	No.	%
16-24	66	10.1
25-34	150	23.0
35-44	143	21.9
45-54	117	17.9
55-64	111	17.0
65+	65	10.0
Total	652	100.0



20. Disabled

Just 5.1% of respondents to the consultation considered themselves to be disabled.

	All Respondents	
	No.	%
Yes	33	5.1
No	609	94.9
Total	642	100.0

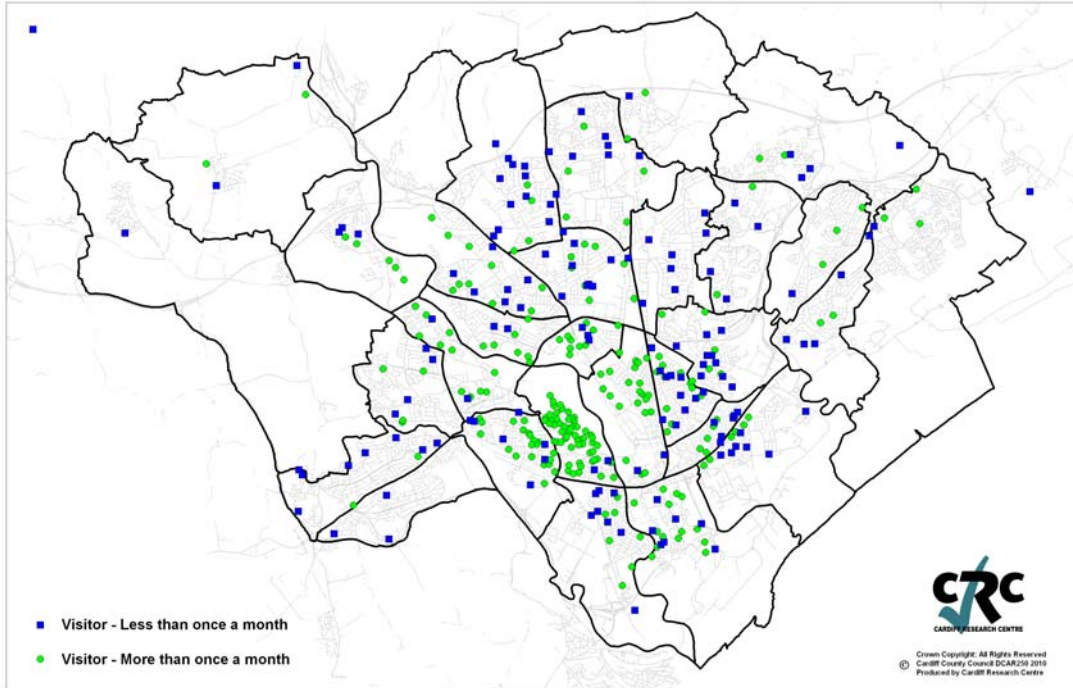
21. What is your ethnic group?

More than four fifths of respondents to the consultation described themselves as 'white Welsh/British' whilst all 'white' backgrounds accounted for 92.8% of responses.

	No.	%
White - Welsh/English/Scottish/Northern Irish/British	544	83.7
White - Irish	10	1.5
White - Gypsy or Irish Traveller	3	0.5
White - Any other white background (please specify)	46	7.1
Mixed/Multiple Ethnic Groups - White and Black Caribbean	3	0.5
Mixed/Multiple Ethnic Groups - White and Black African	0	0.0
Mixed/Multiple Ethnic Groups - White & Asian	1	0.2
Mixed/Multiple Ethnic Groups - Any other (please specify)	1	0.2
Asian/Asian British - Indian	6	0.9
Asian/Asian British - Pakistani	2	0.3
Asian/Asian British - Bangladeshi	1	0.2
Asian/Asian British - Chinese	10	1.5
Asian/Asian British - Any other (please specify)	2	0.3
Black/African/Caribbean/Black British - African	3	0.5
Black/African/Caribbean/Black British - Caribbean	1	0.2
Black/African/Caribbean/Black British - Any other (please specify)	1	0.2
Arab	1	0.2
Any other ethnic group (please specify)	2	0.3
Prefer not to say	13	2.0
Total	650	100.0

22. What is your postcode?

The map below shows the level of usage of Bute Park for residents of Cardiff that responded to the consultation.



23. Bute Park has dedicated pages with Cardiff Council's website

Two-thirds (66.4%) of respondents were unaware of pages dedicated to Bute Park on Cardiff Council's website whilst just a fifth (20.7%) had actually visited the pages.

	Yes		No		Don't know	
	No.	%	No.	%	No.	%
Are you aware of these pages?	190	29.2	432	66.4	29	4.5
Have you visited these pages?	132	20.7	489	76.8	16	2.5

24. Facebook is now a popular way to share information on a wide range of topics. Bute Park can also now be found on Facebook:

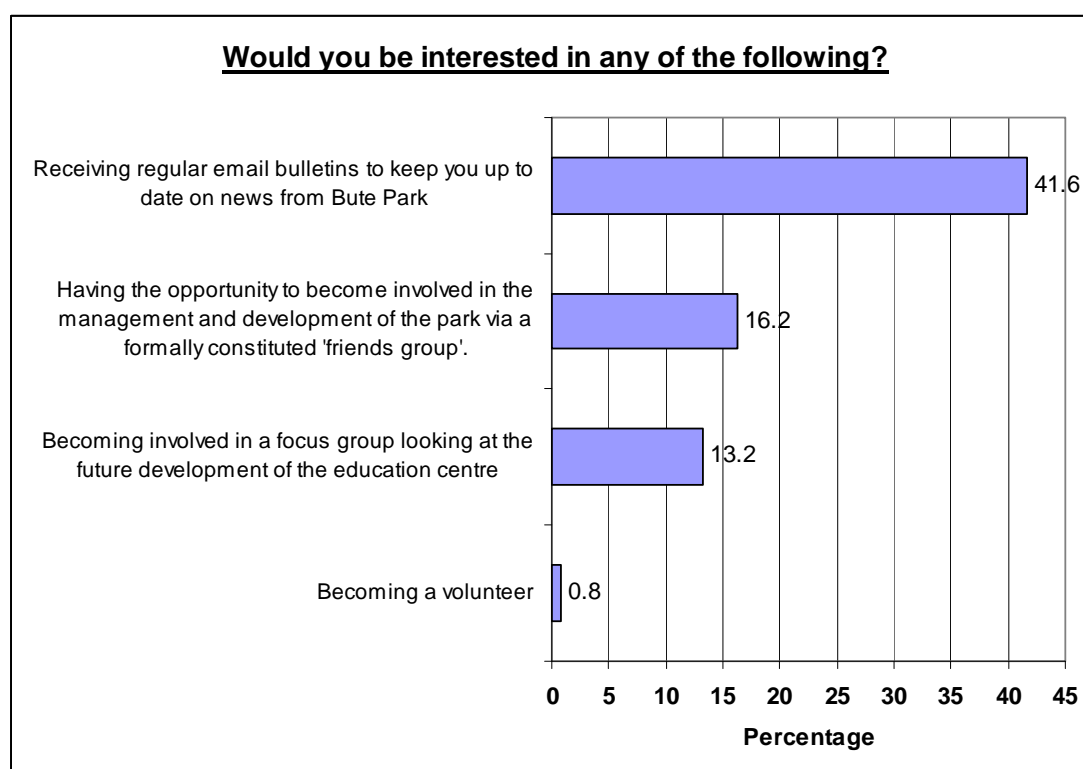
Almost three-fifths (58%) of all respondents to the consultation were Facebook users although less than ten percent were aware that Bute Park also had a presence on the site. Once informed of this however 27.2% people said that they would be happy to join Bute Park on Facebook.

	Yes		No		Don't know	
	No.	%	No.	%	No.	%
Are you a user of Ffacebook?	378	58.0	271	41.6	3	0.5
Are you aware of Bute Park on Facebook?	59	9.2	580	90.1	5	0.8
Would you join Bute Park on Facebook?	175	27.2	360	55.9	109	16.9

25. If you are a regular user of Bute Park please indicate if you would be interested in any of the following:

More than two thirds (41.6%) of respondents were interested in receiving regular email bulletins about Bute Park. A total of 108 people were keen to become involved in a formally constituted 'friends group' whilst 88 were also willing to be involved in future focus group work.

	All Respondents		Win10 E-survey		Win10 F2F	
	No.	%	No.	%	No.	%
Receiving regular email bulletins to keep you up to date on news from Bute Park	277	41.6	265	50.7	12	8.4
Having the opportunity to become involved in the management and development of the park via a formally constituted 'friends group'.	108	16.2	103	19.7	5	3.5
Becoming involved in a focus group looking at the future development of the education centre	88	13.2	84	16.1	4	2.8
Become a volunteer	5	0.8	0	0.0	5	3.5



The proportion of respondents interested in becoming further involved in consultation and the management of Bute Park is almost exactly the same as those levels recorded in 2004. At this time 17.1% of respondents expressed interest in joining a 'friends group' whilst 13.4% were prepared to be involved in a future focus group about the future of the park.